

GALASSIA SERIES

DOUBLE CHARGE VITRIFIED TILES

800 X 1600MM

800x
1600mm




DOUBLE CHARGE
VITRIFIED TILES



01-02

Galassia
SERIES



FOGG WHITE



STUNNING ELEMENTS



WALL
TILES



FLOOR
TILES



HEAVY
TRAFFIC



FROST
RESISTANT



FLEXIBLE
BODY



800x
1600mm


DC

DOUBLE CHARGE
VITRIFIED TILES




03-04

Galassia
SERIES



MARCELLA CREMA



MARCELLA WHITE



CLASSIC IMPRESSIONS



WALL
TILES



FLOOR
TILES



HEAVY
TRAFFIC



FROST
RESISTANT



FLEXIBLE
BODY



800x
1600mm

DC

DOUBLE CHARGE
VITRIFIED TILES




05-06

Galassia
SERIES



ASCELLA CREMA



ASCELLA WHITE



UNTAMED LEGACY



WALL
TILES



FLOOR
TILES



HEAVY
TRAFFIC



FROST
RESISTANT



FLEXIBLE
BODY



800x
1600mm


DC

DOUBLE CHARGE
VITRIFIED TILES




07-08

Galassia
SERIES



DENCELLA CREMA



DENCELLA WHITE



IMPERIAL GLAMOUR



WALL
TILES



FLOOR
TILES



HEAVY
TRAFFIC



FROST
RESISTANT



FLEXIBLE
BODY



800x
1600mm


DC

DOUBLE CHARGE
VITRIFIED TILES



09-10

Galassia
SERIES



PANDORA WHITE



PANDORA AQUA



INSPIRING GRACE



WALL
TILES



FLOOR
TILES



HEAVY
TRAFFIC



FROST
RESISTANT



FLEXIBLE
BODY



800x
1600mm

DC

DOUBLE CHARGE
VITRIFIED TILES



11-12

Galassia
SERIES



PANDORA CREMA



PANDORA BEIGE



**PERFECT
DESIGN**



800x
1600mm

DC

DOUBLE CHARGE
VITRIFIED TILES




13-14

Galassia
SERIES



PANDORA GRAY



PANDORA CHARCOL



MODERN
ARTISTRY



WALL
TILES



FLOOR
TILES



HEAVY
TRAFFIC



FROST
RESISTANT



FLEXIBLE
BODY



800x
1600mm

DC

DOUBLE CHARGE
VITRIFIED TILES



15-16

Galassia
SERIES



PANDORA BROWN



PANDORA BLACK



**ENDLESS
BEAUTY**



WALL
TILES



FLOOR
TILES



HEAVY
TRAFFIC



FROST
RESISTANT



FLEXIBLE
BODY



800x
1600mm




DOUBLE CHARGE
VITRIFIED TILES



17-18

Galassia
SERIES



MOON MARBLE



TECHNICAL SPECIFICATION

Sr. No.	CHARACTERISTICS	STANDARD AS PER IS 15622-2006 GROUP B/A	OUR VALUE	TEST METHOD
REGULATORY PROPERTIES				
01	Deviation in length & width	± 0.5%	± 0.1%	ISO-10545-2
02	Deviation in thickness	± 5.0%	± 2.0%	ISO-10545-2
03	Straightness of sides	± 0.5%	± 0.1%	ISO-10545-2
04	Rectangularity	± 0.5%	± 0.1%	ISO-10545-2
05	Surface flatness	± 0.5%	± 0.2%	ISO-10545-2
06	Colour difference	Unaltered	No Change	ISO-10545-16
07	Glossiness	As per manufacturer	Min 70%	Glossometer
STRUCTURAL PROPERTIES				
01	Water Absorption	< 0.5%	< 0.05 %	ISO-10545-3
02	Apparent density	> 2.0 gm/cc	> 2.28 gm/cc	DIN 51082
MASSIVE MECHANICAL PROPERTIES				
01	Flexural modulus or rupture	Min 35 N/mm ²	Min 40 N/mm ²	ISO-10545-4
02	Flexural breaking strength	Min 1300 N	Min.2000 N	ISO-10545-4
03	Impact resistance	As per manufacturer	Min. 0.55	ISO-10545-5
SURFACE MECHANICAL PROPERTIES				
01	Deep abrasion resistance	Max 175mm ²	Max 132mm ²	ISO-10545-6
02	Moh's hardness	Min 6	8 ⁺	EN 101
THERMOHYDROMETRIC PROPERTIES				
01	Frost resistance	No Damage	Frost proof	ISO-10545-12
02	Thermal shock resistance	No Damage	No Damage	ISO-10545-9
03	Moisture expansion	Nil	Nil	ISO-10545-10
04	Thermal Expansion	Max 9.0x10 ⁻⁶	Max 6.5x10 ⁻⁶	ISO-10545-8
CHEMICAL PROPERTIES				
01	Chemical resistance	No Damage	No Damage	ISO-10545-13
02	Satin resistance	Resistance	Resistance	ISO-10545-14
SAFETY PROPERTIES				
01	Slip resistance (friction co efficient)	> 0.40	> 0.40	ISO-10545-17

PACKING DETAILS

TILE SIZE	THICKNESS	TILES / BOX	WEIGHT / BOX	COVERAGE AREA / BOX	COVERAGE AREA / BOX
800x1600mm	9.5mm _(3/8")	2 Pcs.	52 Kg _(114lbs)	27.55 Sq. Ft.	2.55 Sq. Mtr.





ADELE CERAMICA

Opp.CNG Pump, Jetpur Road, At. Bela, Morbi-363642

Gujarat, India

+91 70414 99999

export@adeleceramica.com

WWW.ADELECERAMICA.COM