


15 / 800 X 3000MM  
MM

FULL BODY  
SERIES





SAGA  
NERO

SAGA  
WHITE

SAGA  
GREY

SAGA  
BARLY

SAGA  
BIANCO

SAGA  
COCO

# SHAPING THE FUTURE

Presenting the best quality slab that match your decors such as ventilated facades for table , work desk etc. we always fulfil the need of our customers by providing the extraordinary products.

SIZE  
800X3000MM



TYPE  
FULL BODY




SURFACE  
GLOSSY & MATT



THICKNESS  
15MM



COLOR  
6



GLOSSY

MATT



# FULLBODY SERIES

## BIANCO

SIZE  
800x  
3000mm

● GLOSSY ▲ MATT

✦ 15mm Thickness



From ground-breaking slabs in sizes up to an amazing 800x3000, to 15 mm thickness OPEN surfaces, suited for any space.



BIANCO



ADELE CERAMICA

# FULLBODY SERIES




## BARLY

SIZE  
800x  
3000mm

● GLOSSY ▲ MATT

+ 15mm Thickness



From ground-breaking slabs in sizes up to an amazing 800x3000, to 15 mm thickness OPEN surfaces, suited for any space.








BARLY

ADELLE CERRAMICA



**FULL BODY**  
SERIES




**COCO**

SIZE  
800x  
3000mm

● GLOSSY ▲ MATT

+ 15mm Thickness



From ground-breaking slabs in sizes up to an amazing 800x3000, to 15 mm thickness OPEN surfaces, suited for any space.










**FULL BODY**  
SERIES




**GREY**

SIZE  
**800x  
3000mm**

● GLOSSY ▲ MATT

+ 15mm Thickness



From ground-breaking slabs in sizes up to an amazing 800x3000, to 15 mm thickness OPEN surfaces, suited for any space.

GREY



ADELE CERAMICA



**FULLBODY**  
SERIES




# NERO

SIZE  
800x  
3000mm

● GLOSSY ▲ MATT

+ 15mm Thickness




From ground-breaking slabs in sizes up to an amazing 800x3000, to 15 mm thickness OPEN surfaces, suited for any space.




NERO

ADELE CERAMICA








# WHITE

SIZE  
800x  
3000mm

● GLOSSY ▲ MATT

± 15mm Thickness



From ground-breaking slabs in sizes up to an amazing 800x3000, to 15 mm thickness OPEN surfaces, suited for any space.

WHITE

ADELE CERAMICA

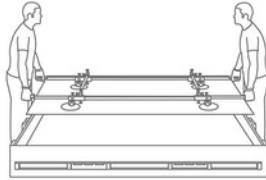
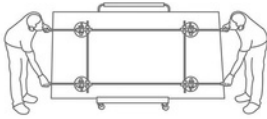




## MANUALLY TRANSPORTING

Only for 1/4" Slabs

### MOVING A IMMEDIATE TILE



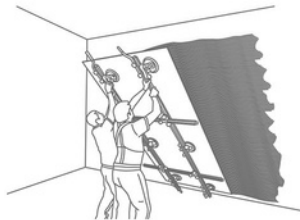
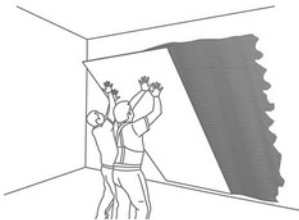
### RAISING A IMMEDIATE TILE ONTO A BENCH



✗ INCORRECT

✓ CORRECT

### HANDLING IMMEDIATE TILE FOR WALL



✗ INCORRECT

✓ CORRECT

## WORKING WITH THE VARIOUS VERSIONS OF

### CUTTING WITH DIAMOND DISCS



Our products can be cut using diamond discs fitted onto the hand-held electrical grinding machine. The speed of Disc rotation must be high (>10000 RPM) and should have a low feed rate (<1 m/min). It may be required to cool the disc with water. Recommended discs are the thin types generally used for cutting porcelain stoneware. The surface should be kept on a FLAT base while cutting without any gap underneath.

### DRILLING



You can use cutting discs fitted to battery-operated screwdrivers or angle grinders, electrical drills as an alternative.

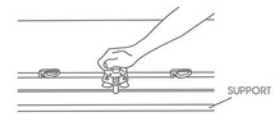
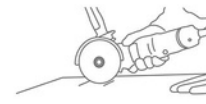
### INTERNAL CUT / L-SHAPED CUT



To get internal and L-shaped corners & to reduce the risk of breakage, round off the vertex of the internal corner using bits with a radius of at least 5mm. Then cut with diamond discs, be cautious to stop moving the cutting tool forward. To drill and cut using diamond discs, follow the instructions provided above.

When using these tools:  
 -Cool the point being drilled with water  
 -Don't put too much pressure and bear in mind the resistance of the type of laminated stoneware you are working on  
 -If you are using tungsten bits, start drilling at a low speed  
 -If you are using drills or screwdrivers, do not select hammering mode

### EDGE-FINISHING



## CLEANING & MAINTENANCE

Our products are non porous (due to their high quality raw materials, stringent production parameters and state of the art technology), hence any dust or deposited waste cannot penetrate the surface.

For most cases only a damp cloth is sufficient for cleaning.

Regular cleaning highlights the aesthetic features of the surface and gives it exceptional shine.

For highly aggressive cleaning caused by some common food and substances follow the table below.

TYPE OF STAIN	CHEMICAL PRODUCT	EXAMPLE
Grease	Alkaline - Solvent	Detergent
Oil	Solvent	Ammonia, Baking Soda
Ink	Oxidant - Solvent	Alcohol, Liquid Bleach, Nail Paint Remover
Rust	Acid	Hydrochloric Acid, Vinegar, Red Harpic
Lime	Acid	Descaling Reagent, Hydro Chloric Acid
Cement	Acid	Hydro Chloric Acid
Wine	Alkaline	Ammonia, Liquid Bleach
Coffee	Alkaline - Solvent	Ammonia, Liquid Bleach
Rubber	Solvent	Alcohol, Thinner
Plaster	Acid	Hydro Chloric Acid
Candle Wax	Solvent	Alcohol, Thinner
Iodine	Oxidant	Liquid Bleach
Blood	Oxidant	Liquid Bleach
Ice Cream	Alkaline	Liquid Bleach

Note: It is recommended that any kind of stain needs to get clean immediately / as soon as possible.

## TECHNICAL SPECIFICATION

CHARACTERISTIC	STANDARD AS PER ISO-13006/2018 En14411 gr.bla	VALUE	TEST METHOD
<b>Regulatory Properties</b>			
Deviation in Length & Width	±0.5%	±0.2%	ISO 10545-2
Deviation in Thickness	±5%	±5%	ISO 10545-2
Straightness of Sides	±0.5%	±0.2%	ISO 10545-2
Rectangularity	±0.5%	±0.2%	ISO 10545-2
Surface Flatness	±0.5%	±0.3%	ISO 10545-2
Colour Difference	ΔE<1.00	ΔE<0.30	ISO 10545-16
Glossiness	As per Mfg.	As per Mfg.	Gloss Meter
<b>Structural Properties</b>			
Water Absorption	≤0.5 %	≤0.3 %	ISO 10545-3
Apparent Density	As Per Mfg.	>2.20 g/cc	ISO 10545-3
<b>Massive Mechanical Properties</b>			
Modulus of Rapture	Min. 35N/mm <sup>2</sup>	Min. 40N/mm <sup>2</sup>	ISO 10545-4
Breaking Strength	Min. 1300 N	Min. 5000 N	ISO 10545-4
Impact Resistance	As per Mfg.	Min. 0.55	ISO 10545-4
<b>Surface Mechanical Properties</b>			
Surface Abrasion Resistance	As per Mfg.	Min. class 3	ISO 10545-7
Moh's Hardness	As per Mfg.	Min. class 4	BS EN 15771
<b>Thermo Hygrometric Properties</b>			
Frost Resistance	As Per Mfg.	Frost Proof	ISO 10545-12
Thermal Shock Resistance	Min. 10 Cycle	Min. 10 Cycle	ISO 10545-9
Moisture Expansion	Max. 0.6mm/m	Max. 0.02mm/m	ISO 10545-10
Thermal Expansion	Max. 9.0 x 10 <sup>-6</sup>	Max. 6.0x10 <sup>-6</sup>	ISO 10545-8
<b>Chemical Properties</b>			
Chemical Resistance	As Per Mfg.	No Damage	ISO 10545-13
Stain Resistance	Resistant	Resistant	ISO 10545-14
<b>Safety Properties</b>			
Slip Resistance	As per Mfg.	N. A.	DIN 51130
Fire Resistance	As per Mfg.	Fire Proof	N. A.

## PACKING DETAILS

DIMENSION	No of PC's/Box	SQUARE FEET	WEIGHT [ APPROX ]
800x3000mm	1	25.83	82 Kgs

Take note : Please follow the Company's guidelines for cutting and applying tiles. This will ensure quality and remarkable results.





Opp.CNG Pump, Jetpur Road, At. Bela, Morbi-363642  
Gujarat, India  
+91 70414 99999  
[export@adeleceramica.com](mailto:export@adeleceramica.com)  
[WWW.ADELECERAMICA.COM](http://WWW.ADELECERAMICA.COM)