



DOUBLE CHARGE VITRIFIED TILES

1000 X 1000MM






ICE BURG

85L Value





ADEX WHITE

87L Value



HIGH GLOSS



NANO TECH



HIGH STRENGTH



ADEX CREMA





BRECCIA WHITE



HIGH
GLOSS



NANO
TECH



HIGH
STRENGTH



THUNDER WHITE





THUNDER CREMA




HIGH
GLOSS



NANO
TECH



HIGH
STRENGTH



ESTRELLA WHITE




HIGH
GLOSS



NANO
TECH



HIGH
STRENGTH




ESTRELLA CREMA





PETRECIA WHITE





PETRECIA CREMA



HIGH
GLOSS



NANO
TECH



HIGH
STRENGTH



PETRECIA BEIGE



HIGH
GLOSS



NANO
TECH




HIGH
STRENGTH

DOUBLE
CHARGE

1000x
1000 mm
VITRIFIED TILES

FROSTINE SERIES



FROSTINE WHITE

89L Value



HIGH
GLOSS



NANO
TECH




HIGH
STRENGTH

DOUBLE
CHARGE

1000x
1000 mm
VITRIFIED TILES

FROSTINE SERIES



ELEGANZA WHITE

85L Value




HIGH
GLOSS



NANO
TECH




HIGH
STRENGTH



MOON MARBLE

89L Value





PACKING DETAILS

SIZE	PCS/BOX	WEIGHT/BOX	SQ.MTR/BOX	PALLET PACKING		BOXES/CNTR	SQ.MTR/CNTR	TOTAL WEIGHT
				37 BOXES PER PALLET	10 PALLET			
1000X1000 MM	2 PCS	50	2 SQ.MTR	19 BOXES PER PALLET	9 PALLET	171	1082	28000
				TOTAL BOXES PER CNTR		541		

ADELE CERAMICA

Opp.CNG Pump, Jetpur Road, At. Bela, Morbi-363642

Gujarat, India

+91 70414 99999

export@adeleceramica.com

WWW.ADELECERAMICA.COM