



**QUANTUM SERIES**

**DOUBLE CHARGE VITRIFIED TILES**

*600 X 1200MM*



ADELE CERAMICA


DC

DOUBLE CHARGE  
VITRIFIED TILES

600x1200mm

Make your spaces look fashionable and spacious with double charge tiles by Segra Tiles. These tiles are made with cutting-edge technology to give a distinct visual look that matches your own taste.





# DOUBLE CHARGE

We assure that each of our tiles is created from high quality raw materials to ensure its strength and longevity.



## FEATURES



Eco  
Friendly



Anti-  
slip



Zero  
Maintenance



Abrasion  
Resistance



Trim  
Thickness



Highly  
Durable

## Quantum Series

Our designs allow architect to express the movement with the logic of designs for your space. To get the greatest possible result, we cultivate a culture of design excellence. Experimenting with massive scale, it appears that less is more and more is less.

DC

DOUBLE CHARGE  
VITRIFIED TILES

600x1200mm



MIRROR FINISH



SCRATCH LESS

## APPLICATION




600x  
1200mm


**DC**  
DOUBLE CHARGE  
VITRIFIED TILES

▶ ————— 01-02

*Quantum  
Series*



SYPHONIC ICE



FOGG WHITE

PLEASING  
DESIGNS




600x  
1200mm


DC  
DOUBLE CHARGE  
VITRIFIED TILES

03-04

Quantum  
Series



MONCH WHITE



MONCH CREMA

TIMELESS  
LUXURY



WALL TILE FLOOR TILE HEAVY-DUTY FROST RESISTANT RANO TECHNOLOGY



600x  
1200mm

DC  
DOUBLE CHARGE  
VITRIFIED TILES

▶ ————— 05-06

*Quantum  
Series*



MONCH GRIS



MONCH BLUEWHALE

INSPIRING  
ARTISTRY



WALL TILES FLOOR TILES SEAM-LESS JOINT MOVING RAY-TECHNOLOGY


600x  
1200mm

DC  
DOUBLE CHARGE  
VITRIFIED TILES




07

Quantum  
Series



AURA WHITE




AURA CREMA

600x  
1200mm


DC  
DOUBLE CHARGE  
VITRIFIED TILES



Quantum  
Series



AURA GRAY




AURA BROWN

600x  
1200mm

DC  
DOUBLE CHARGE  
VITRIFIED TILES



Quantum  
Series



ONYX CREMA



ONYX WHITE


MAGNIFICENT TILES FOR  
A MODERN LOOK

600x  
1200mm

DC  
DOUBLE CHARGE  
VITRIFIED TILES

▶ ————— 09-10

*Quantum  
Series*



BRIENZ WHITE



BRIENZ CREMA

CHEERFUL  
LUXURY



WALL TILES FLOOR TILES HEAVY GLAZING Frost Resistance RADI TECHNOLOGY



600x  
1200mm

DC  
DOUBLE CHARGE  
VITRIFIED TILES



11-12

Quantum  
Series



BRIENZ GREY



BRIENZ CHARCOAL

NATURAL  
AESTHETICS




WALL TILE FLOOR TILE HEAVY-DUTY FROST RESISTANT RAMP TECHNOLOGY

600x  
1200mm


DC  
DOUBLE CHARGE  
VITRIFIED TILES

▶ ————— 13-14

*Quantum  
Series*



CASTER WHITE



CASTER CREMA

ENDLESS  
ELEGANCE




WALL TILES FLOOR TILES HEAVY MARBLE Frost RESISTANT RADIANT TECHNOLOGY

600x  
1200mm


DC  
DOUBLE CHARGE  
VITRIFIED TILES

▶ ————— 16-16

*Quantum  
Series*



CASTER BLACK



CASTER MOROCCO

## DELIGHTFUL TEXTURES



WALL  
TILES



FLOOR  
TILES



WALL  
PANELS



FLOOR  
PANELS



WALL  
PANELS



WALL  
PANELS

600x  
1200mm

**DC**  
DOUBLE CHARGE  
VITRIFIED TILES

▶ ————— 17-18

*Quantum  
Series*



CASTER BLUE



CASTER CAFE

REFINED  
CHARM



WALL TILE FLOOR TILE HEAVY-DUTY FOOT RESISTANT BOND TECHNOLOGY




600x  
1200mm

DC  
DOUBLE CHARGE  
VITRIFIED TILES




19-20

Quantum  
Series



DOVER WHITE



DOVER CREMA

RECEPTION  
SPECTACULAR  
ARENAS



600x  
1200mm




DOUBLE CHARGE  
VITRIFIED TILES



21-22

*Quantum*  
*Series*



DOVER BLACK



**ADORING  
BEAUTY**



WALL TILES FLOOR TILES CEILING TILES FOOT RESISTANT WIND TECHNOLOGY


600x  
1200mm

DC  
DOUBLE CHARGE  
VITRIFIED TILES




23-24

Quantum  
Series



DOVER CHARCOL



DOVER NERO

STAND ON  
SUPERIORITY



WALL TILES FLOOR TILES SEAM-LESS JOINT RESISTANT RAYD TECHNOLOGY

600x  
1200mm

**DC**  
DOUBLE CHARGE  
VITRIFIED TILES




25-26

*Quantum  
Series*



RIFT WHITE



RIFT BLACK

## IMPACT OF GRACEFUL AMBIANCE



WALL  
TILES



FLOOR  
TILES



WALL  
PANELS



FLOOR  
PANELS



WALL  
PANELS



WALL  
PANELS




600x  
1200mm

DC  
DOUBLE CHARGE  
VITRIFIED TILES




27

Quantum  
Series



SPARKLE WHITE



SPARKLE CREMA



GRACEFUL TILES FOR  
GRAND EXPANSE



WALL  
TILES



FLOOR  
TILES



HEAVY-DUTY



FROST  
RESISTANT



NANO  
TECHNOLOGY

600x  
1200mm

**DC**  
DOUBLE CHARGE  
VITRIFIED TILES



29-30



SPARKLE GRAY



*Quantum  
Series*



ADELE CERAMICA

## TECHNICAL SPECIFICATION

Sr. No.	CHARACTERISTICS	STANDARD AS PER IS 15622:2006 GROUP B1A	OUR VALUE	TEST METHOD
<b>REGULATORY PROPERTIES</b>				
01	Deviation in length & width	± 0.5%	± 0.1%	ISO-10545-2
02	Deviation in thickness	± 5.0%	± 2.0%	ISO-10545-2
03	Straightness of sides	± 0.5%	± 0.1%	ISO-10545-2
04	Rectangularity	± 0.5%	± 0.1%	ISO-10545-2
05	Surface flatness	± 0.5%	± 0.2%	ISO-10545-2
06	Colour difference	Unaltered	No Change	ISO-10545-16
07	Glossiness	As per manufacturer	Min 70%	Glossometer
<b>STRUCTURAL PROPERTIES</b>				
01	Water Absorption	< 0.5%	< 0.05 %	ISO-10545-3
02	Apparent density	> 2.0 gm/cc	> 2.28 gm/cc	DIN 51082
<b>MASSIVE MECHANICAL PROPERTIES</b>				
01	Flexural modulus or rupture	Min 35 N/mm <sup>2</sup>	Min 40 N/mm <sup>2</sup>	ISO-10545-4
02	Flexural breaking strength	Min 1300 N	Min 2000 N	ISO-10545-4
03	Impact resistance	As per manufacturer	Min. 0.55	ISO-10545-5
<b>SURFACE MECHANICAL PROPERTIES</b>				
01	Deep abrasion resistance	Max 175mm <sup>2</sup>	Max 132mm <sup>2</sup>	ISO-10545-6
02	Moh's hardness	Min 6	6 <sup>+</sup>	EN 101
<b>THERMOHYDROMETRIC PROPERTIES</b>				
01	Frost resistance	No Damage	Frost proof	ISO-10545-12
02	Thermal shock resistance	No Damage	No Damage	ISO-10545-9
03	Moisture expansion	Nil	Nil	ISO-10545-10
04	Thermal Expansion	Max 9.5x10 <sup>-4</sup>	Max 6.5x10 <sup>-4</sup>	ISO-10545-8
<b>CHEMICAL PROPERTIES</b>				
01	Chemical resistance	No Damage	No Damage	ISO-10545-13
02	Salt resistance	Resistance	Resistance	ISO-10545-14
<b>SAFETY PROPERTIES</b>				
01	Slip resistance (friction co efficient)	> 0.40	> 0.40	ISO-10545-17

## PACKING DETAILS

TILE SIZE	THICKNESS	TILES / BOX	WEIGHT / BOX	COVERAGE AREA / BOX	COVERAGE AREA / BOX
600x1200mm	9mm <sub>(nominal)</sub>	2 Pcs.	29 Kg <sub>(nominal)</sub>	15.5 Sq. Ft.	1.44 Sq. Mtr.





## **ADELE CERAMICA**

Opp.CNG Pump, Jetpur Road, At. Bela, Morbi-363642

Gujarat, India

+91 70414 99999

[export@adeleceramica.com](mailto:export@adeleceramica.com)

[WWW.ADELECERAMICA.COM](http://WWW.ADELECERAMICA.COM)